

User/Installation Manual

COMMON INTERCOM INSTALLATION



“Your Partner in Access Control”

www.americanaccess.com



TECHNICAL/CUSTOMER SUPPORT
1-303-799-9757 OR
TECHSUPPORT@SECURITYBRANDSINC.COM



SECURITY BRANDS INC

1675 West Yale Ave.
Englewood, CO 80110
phone: 303-799-9757
fax: 303-799-9756
sales@securitybrandsinc.com
www.securitybrandsinc.com

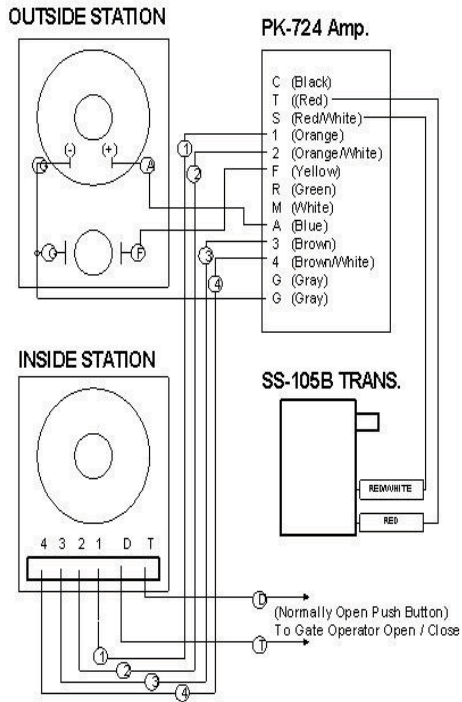
Serial # _____



Installation instructions for Tektone Intercom System using PK-724 amplifier

WIRING

Run 4 conductor twisted shielded cable from the OUTSIDE STATION to the PK-724 amplifier. One conductor will not be used but will be available in the future should shorts or problems occur. Run the wire in it's own conduit at least 6 inches away from high voltage. You may run the operator control wires in the same conduit as the communication wires, but do not run them in the same cable. Do not route or place communication wires next to transformers, fluorescent lights, or any device that produces high voltage flux. See the chart below for proper guage of wire. Run 4 conductor twisted shielded cable from the PK-724 amplifier to the INSIDE STATION(s). Each of the inside stations should be connected in parallel and should not exceed the distances specified below. After you have made all your connections, ground the cable shielding to earthe ground at one end of the cable.



Distance to gauge of wire chart
*From Amp to OUTSIDE STATION

Up to 150 feet	22 guage
----------------	----------

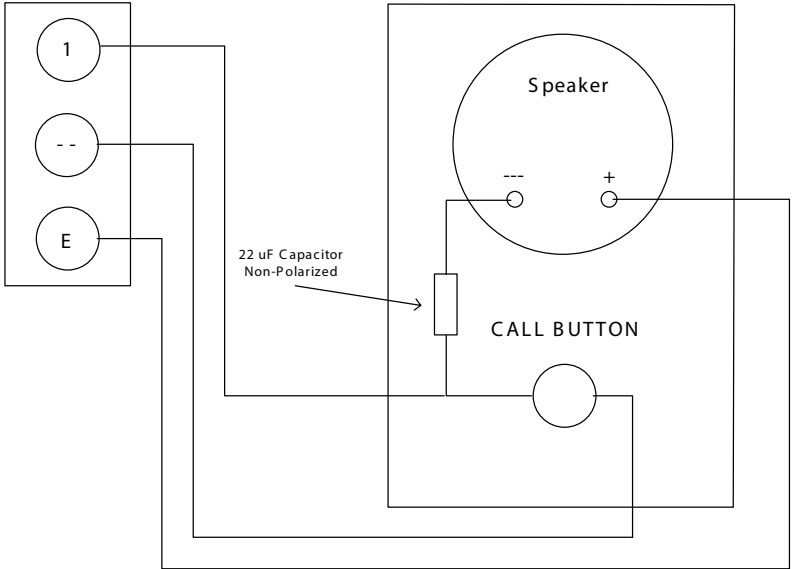
Maximum cable length per number of INSIDE STATIONS
*From Amp to INSIDE STATION

1 Station	600 feet
2 Stations	300 feet
3 Stations	160 feet
4 Stations	80 feet

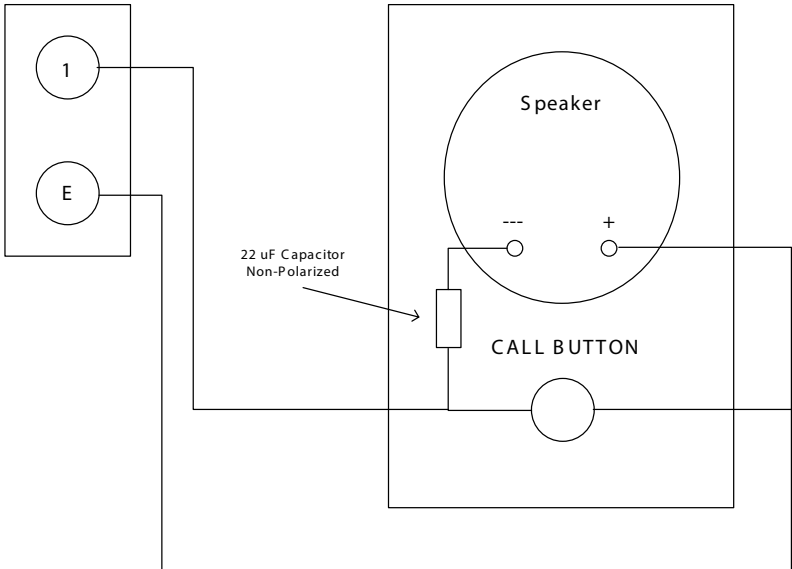
Maximum number of stations per cable 4
Maximum number of stations per system 20

WIRING DIAGRAM FOR A-PHONE INTERCOMS

LAF
Model



LEM1-DL
LEF-3
LEF-3L



CUSTOMER SERVICE AND TECH SUPPORT

Customer Service: 303-799-9757

Customer service is available free of charge. Hours are 8:00 a.m. to 4:30 p.m. MST. If you call, please have your Model and Serial Number to help our Technicians assist you.

E-Mail: customerservice@securitybrandsinc.com

Technical Support: 303-799-9757

Technical support is available free of charge. Hours are 8:00 a.m. to 4:30 p.m. MST. If you call, please have your Model and Serial Number to help our Technicians assist you.

E-Mail: techsupport@securitybrandsinc.com



SECURITY BRANDS INC

**1675 West Yale Ave.
Englewood, CO 80110**

phone: 303-799-9757

fax: 303-799-9756

sales@securitybrandsinc.com

www.americanaccess.com





**“YOUR PARTNER IN
ACCESS CONTROL”
WWW.SECURITYBRANDSINC.COM**



SECURITY BRANDS INC